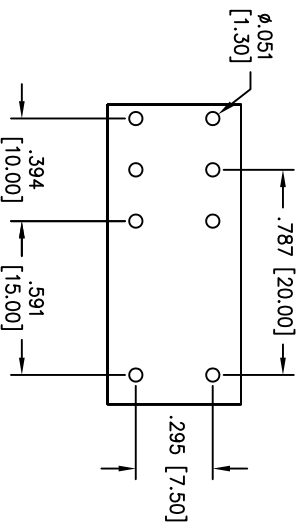
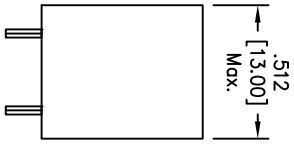
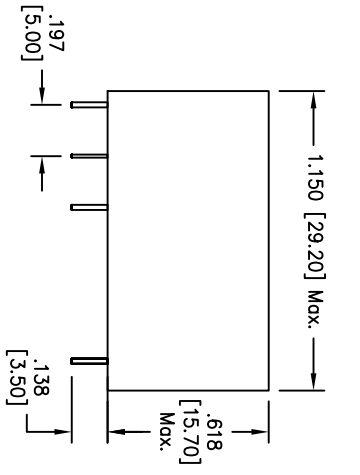
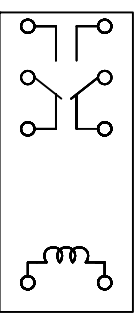


Rev	AWO #	Description	Date	Appr
-		RELEASED	3/17/11	

APPROVED: _____ TITLE: _____
 DATE: _____



MOUNTING HOLES



WIRING DIAGRAM
(BOTTOM VIEW)

2 FORM C

PART NO.	RPC-2C-5-S
Rated Voltage (V DC)	5VDC
Power consumption (W)	0.41W
Maximum voltage	150 Max.
Must Drop-out Voltage	10 Min.
Must Operate Voltage	70 Max.
Coil Resistance	62Ω

SPECIFICATIONS:

Electrical:

- Contact arrangement: DPST (2FormA)
- Contact material: Silver Alloy
- Switching Voltage: AC440V/DC125V Max.
- Contact resistance: 100mΩ max. @ 1A 6VDC
- Insulation resistance: 1000 MΩ min. @ 500V DC
- Dielectric Strength:

- Between open contacts: 1000VAC (50Hz/min)
- Between Coil & Contact: 5000VAC (50Hz/min)
- Between pole and pole: 2500VAC (50Hz/min)
- Operating time: 15ms max. Release time: 8ms max.
- Electrical Life: 100,000

Mechanical:

- Mechanical Life: 10,000,000
- Temperature Rating: Ambient temperature: -40°C to +70°C

Environmental:

- Lead free, RoHS compliant
- Recommended soldering temp: 235°C for 5 sec.
- Packaging: Anti-ESD plastic trays
- Safety Agency Approvals: cUL Recognized File No. E305638



UNLESS OTHERWISE SPECIFIED
 ALL DIMENSIONS ARE INCHES. [MM]
 TOLERANCES: EXCEPT AS NOTED
 INCHES HOLE SIZES

.X	± .10	ØX	± .10
.XX	± .020	ØXXX	± .015
.XXX	± .015	ØXXXX	± .010

APPROVALS	DATE
DRAWN DY	3/17/11
CHECKED	
APPROVED	

ADAM TECH
 909 Rahway Avenue, Union, NJ 07083
 Phone: 908-687-5000 Fax: 908-687-5710

TITLE: POWER RELAY, 5VDC, 2 FORM C, PCB, SEALED

SIZE	PART NO.	REV.
X	RPC-2C-5-S	-

REF: S00027C SCALE: NTS SHEET 1 OF 1